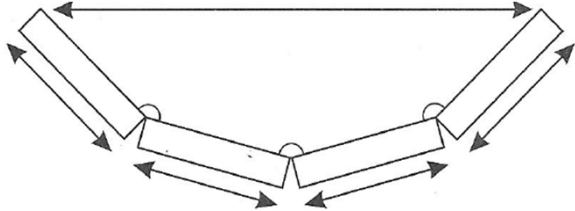


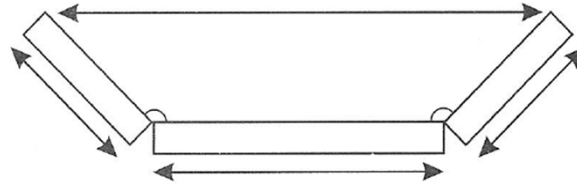
INTERNAL SIZES AND ANGLES ONLY

LINK SEGMENTS WITH WINDOW AND DOOR ORDER FORMS

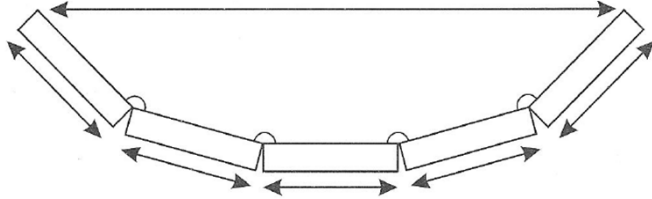
4 SIDED BAY/BOW ITEM NO's




3 SIDED BAY/BOW ITEM NO's



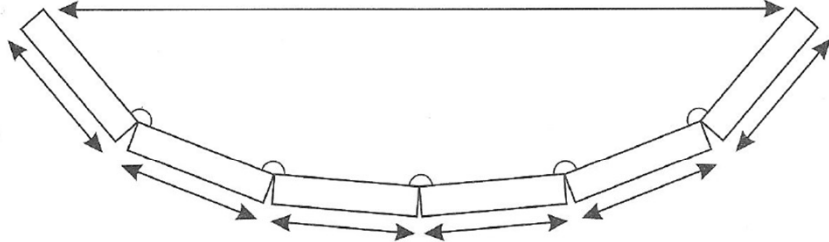
5 SIDED BAY/BOW ITEM NO's



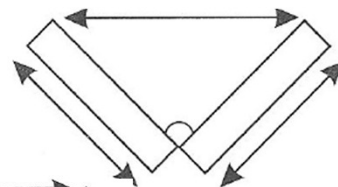
SQUARE BAY ITEM NO's



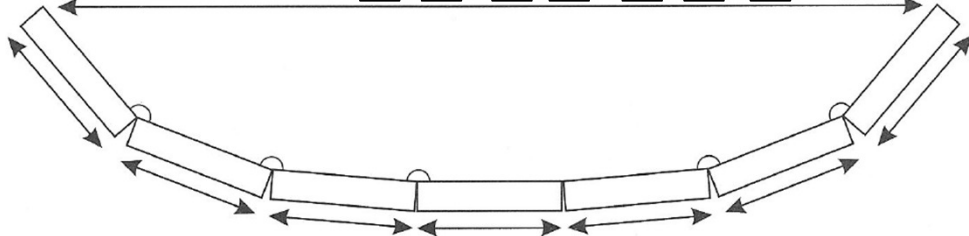
6 SIDED BAY/BOW ITEM NO's



ORIEL BAY/BOW ITEM NO's



7 SIDED BAY/BOW ITEM NO's



ICENI WINDOWS LTD

MANUFACTURERS OF PVC U WINDOWS & DOORS

orders@iceniwindows.co.uk

Tel: 01206 243555 Fax: 01206 243666

WELDED BAY CILL LAYOUT FORM

Customer:	REHAU Bay Poles:
	WW 135 [°] Fixed Angle:
	WW Variable Angle (120° - 170° only)
	None:
Customer Ref:	Jacking Poles Required:
Page(s) of	Reinforced Cill:

Additional information:

Signature:

Print: