

NEW ORDER FORM LAYOUT - Standards in bold will be used unless option chosen

☐ Order ☐ Quote

Triple Track Inline Sliding Patio Door - AluK BSC94 Aluminium 155mm

Viewed From Outside

Iceni Windows Ltd
46 Stepfield, Witham
Essex, CM8 3TH
Tel: 01376 519279 Fax: 01376 515669
Email: orders@iceniwindows.co.uk

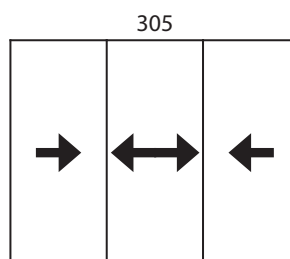
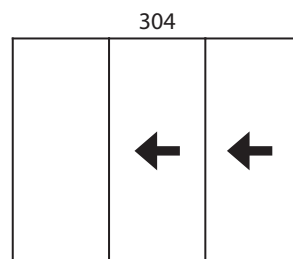
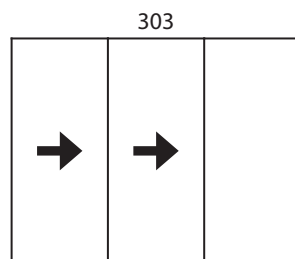
Invoice name & address:	
Tel:	Fax:
Email:	

<input type="checkbox"/> Delivery	<input type="checkbox"/> Collection
Delivery address:	

Page:	of
Reference:	
Date:	
Date required:	

Circle design number

←→ Direction of door



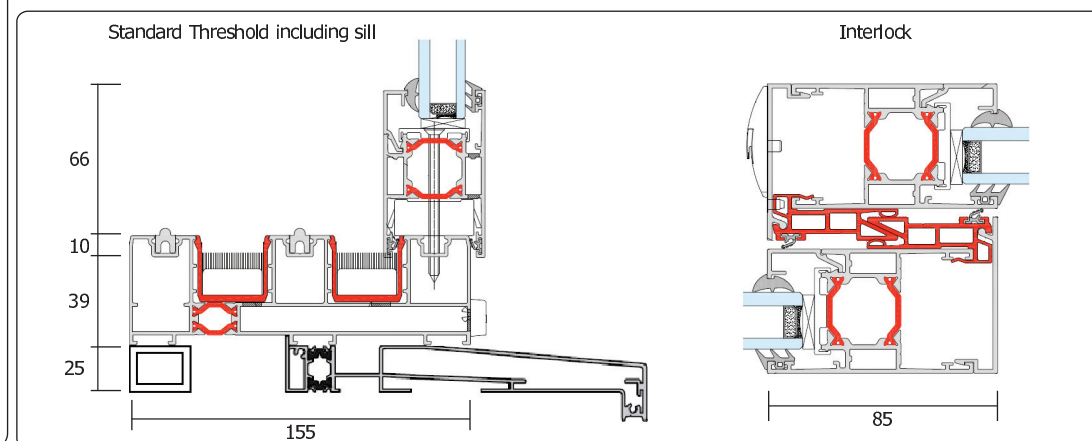
Glazing	Frame and Sash Colour	Bead Type	Gasket Colour	Handle Colour
Glazed	<input type="checkbox"/> White 9910HG	Bevel	Black	<input type="checkbox"/> Antique Black
<input type="checkbox"/> Unglazed	<input type="checkbox"/> Anthracite 7016M <input type="checkbox"/> White Inside			<input type="checkbox"/> Black <input type="checkbox"/> Copper <input type="checkbox"/> Satin
28mm Double	<input type="checkbox"/> Black 9005M <input type="checkbox"/> White Inside			<input type="checkbox"/> Bronze <input type="checkbox"/> Gold
	<input type="checkbox"/> RAL <input type="checkbox"/> White Inside			<input type="checkbox"/> Chrome <input type="checkbox"/> Graphite <input type="checkbox"/> White

Item no	Overall size (inc sill etc)		Qty	Total sill length	Sill type			Drainage		Add-On 20			Trickle vent in head (20mm ext to head)
	Width	Height			none		190		None	Top	Left	Right	
1					<input type="checkbox"/>	177	<input type="checkbox"/>	Face	<input type="checkbox"/>				<input type="checkbox"/> Qty.....

Main Handle	Cylinder		Glazing
Locking D	Security		Clear
	<input type="checkbox"/> T-turn (Master door sash only)		<input type="checkbox"/> Add 1 sheet of laminate to each door

Sash & Frame fully assembled

☐ Sash assembled, Frame broken down



Frame construction will be of AluK BSC94 Aluminium profiles, mitred joints, internally glazed with wedge gasket. Locks: 4 hook, security cylinder. Fab and Fix furniture.
Maximum sash size 1250w for 2250h, 1000w for 2400h, 750w for 2600h or Maximum of 400kg.

Finish: HG = High Gloss M = Matt. Glazing beads: As std 28mm only.
Double glazed glass=Total+/- Low Iron/ Thermo Bar. Triple glazed=2 x Total+/- Low Iron/ Thermo Bar

Important: Before ordering please ensure that you are familiar with our products and specifications as we will not accept responsibility for want of knowledge in the event that items do not meet with your requirements

Signed:.....Print:.....