

Balmoral Inline DDA Lever



Features


- **Solid die cast Zinc construction with heavy duty spring cassette**
Sturdy feel and consistent 90 degree lever return
- **Sculpted extended ergonomic lever and low friction nylon bush**
Easy to grip and smooth action and low operating forces required
- **Supplied with screw and spindle pack to suit 60-70mm profiles**
Everything needed for installation included
- **Colour coordinated screw heads**
Perfectly matching hardware, even down to the smallest details
- **Baseplate in common with all Balmoral handles**
Same routing detail regardless of product variant chosen
- **Wide backplate**
To suit cylinder guards and accommodate larger cylinder preparation
- **Supplied with care instructions**
Helps the homeowner to keep the hardware in optimal condition
- **Supplied fully assembled**
Simple and quick installation, no need to fit springs or lever
- **Silicon Site-Protectors available**
Ensures perfect condition after installation
- **Each part packaged in a separate chamber, but supplied as a set**
No scratching of parts during transit
- **Ample lever-to-door surface clearance and available in a wide range of contrasting colours**
Compliant with Document M of The Disability Discrimination Act (DDA)




Hardex Chrome




Hardex Satin




Hardex Bronze



Hardex Gold



Hardex Graphite



Antique Black



White

Balmoral Inline DDA Lever Lever

Ordering Details

Product

Balmoral Inline DDA Lever Lever

Finish

Part No.

| | |
|-----------------|-------|
| Hardex Chrome | 1D401 |
| Hardex Satin | 1D402 |
| Hardex Bronze | 1D403 |
| Hardex Gold | 1D405 |
| Hardex Graphite | 1D408 |
| Antique Black | 1D406 |
| White | 1D400 |

Technical Information

Corrosion resistance

Meets the requirements of BS EN 1670:2007 Grade 5 (480 hours)

Operation

Endurance tested in excess of 200,000 cycles

Performance

Tested to meet the requirements of PAS 24 as part of a compliant door set

Material Specification

| | |
|----------------------------|---|
| Handle Grip and Backplate: | High quality Zinc for all finishes |
| Coatings: | Hardex Chrome, Hardex Satin, Hardex Bronze, Hardex Gold, Hardex Graphite, Antique Black and White |
| Spindle / Screws: | Machine screws with colour coordinated heads for handle. 60mm - 70mm profiles (1 x 8mm x 120mm spindle; 2 x M5 x 70mm and 2x M5 x 80mm screws) |
| Cylinder: | Euro Cylinder, 92mm PZ |

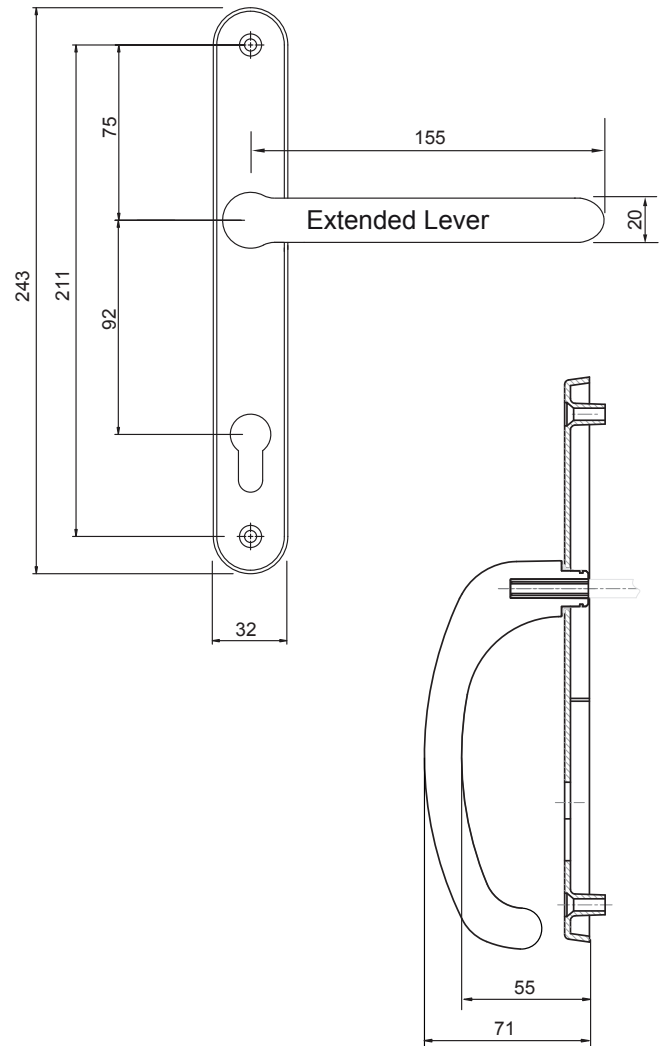
Maintenance

For continued protection of the quality finish and appearance, Fab&Fix advise routine cleaning of all our external hardware. Moving parts should also be lightly lubricated at least twice a year. This procedure is particularly essential if products are used within a 25-mile radius of coastal areas or close proximity to building sites or large industrial areas, where more frequent cleaning may be required to prevent the accumulation of corrosive contaminants.

Packaging

Handles

Individually bagged with screws, spindle and care instructions.
15 handles in an outer box.



All dimensions are in mm and are nominal.
Fab&Fix reserves the right to change specification without notice
It is the responsibility of the door manufacturer to ensure that the finished product meets any required safety and performance specification.